



POP-UP TOASTERS

Models TPT-120, -208, -240

The Hatco Pop-Up Toasters are economical, fast, dependable and versatile. These toasters offer 220 to 320 slices of toast per hour while providing even golden toasting of a variety of bread products.

FLEXIBILITY

Perfect for self-serve buffet areas and lighter volume restaurants, diners, and cafes, the Hatco Pop-Up Toasters also make a great addition to your conveyor toaster for those non-peak periods when an occasional order of toast is needed.

QUALITY

The following features assure the finest performance for years to come:

- Evenly toasts a variety of bread products including bagels, Texas toast, waffles, and English muffins.
- TPT-120 model toasts up to 220 slices per hour and has four self-centering 1½" (38 mm) extra wide slots.
- TPT-208, -240 models toast up to 320 slices per hour and have four self-centering 1¾" (35 mm) extra wide slots.
- Durable stainless steel construction.
- Individual toasting controls.
- Removable crumb tray for easy cleaning.
- 6' (1829 mm) cord with plug.



Model TPT-208



Model TPT-120



HATCO CORPORATION P.O. Box 340500 Milwaukee, WI 53234-0500 U.S.A.
 (800) 558-0607 • (414) 671-6350 • Fax (800) 543-7521 • Int'l Fax (414) 671-3976
 www.hatcocorp.com • E-mail: equipsales@hatcocorp.com

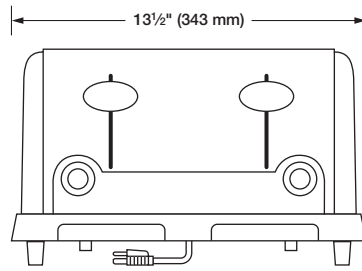
Form No. TPT Spec Sheet

Printed in U.S.A.
 April 2007

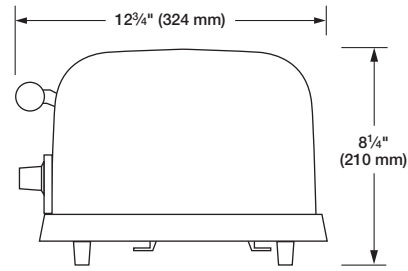


POP-UP TOASTERS

Models TPT-120, -208, -240

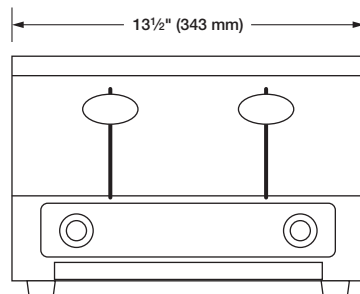


FRONT VIEW

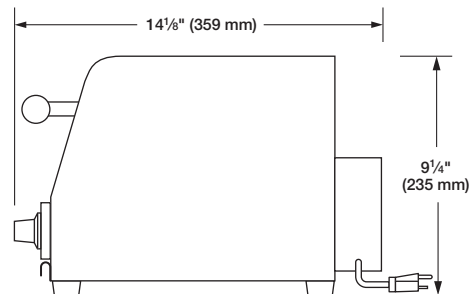


SIDE VIEW

Model TPT-120



FRONT VIEW



SIDE VIEW

Models TPT-208 and TPT-240

SPECIFICATIONS

Model	kW	Type	Cap./Hour†	Shipping Weight
TPT-120	1.8	All	220	10 lbs. (5 kg)
TPT-208	2.7	All	320	22 lbs. (10 kg)
TPT-240	2.7	All	320	22 lbs. (10 kg)

† Toasting capacity may vary by product. Toasting of coated products is not recommended.

DIMENSIONS

TPT-120: 13 1/2"W x 12 3/4"D x 8 1/4"H (343 x 324 x 210 mm).

TPT-208, -240: 13 1/2"W x 14 1/8"D x 9 1/4"H (343 x 359 x 235 mm).

Slot Opening – TPT-120: 1 1/2"W x 5 1/4"D (38 x 133 mm).

– TPT-208, -240: 1 3/8"W x 5 1/4"D (35 x 133 mm).

VOLTAGE

TPT-120: 120 volts, 60 Hz, 1800 watts, 15.0 amps
(uses NEMA 5-15P, NEMA 5-20P for Canada).

TPT-208: 208 volts, 60 Hz, 2700 watts, 13.0 amps
(uses NEMA 6-15P, NEMA 6-20P for Canada).

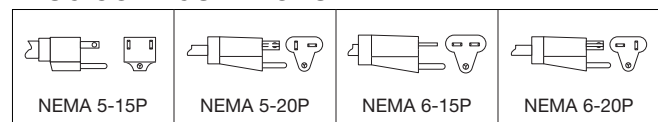
TPT-240: 240 volts, 60 Hz, 2700 watts, 11.3 amps
(uses NEMA 6-15P).

CORD LOCATION

TPT-120: Bottom, back center.

TPT-208, -240: Back of unit, right side of electrical box.

PLUG CONFIGURATIONS



PRODUCT SPECS

Pop-Up Toaster

The Pop-Up Toaster shall be Model, rated atvolts, andwatts, single phase, by the Hatco Corporation, Milwaukee, WI 53234 U.S.A.

With 24/7 service (U.S. and Canada only), the Toaster shall have the capacity to toast up topieces per hour. The Toaster shall

consist of a rugged stainless steel body with 4 slot openings from 1 3/8" (35 mm) wide and 5 1/4" (133 mm) deep, removable crumb tray(s), resistance wire elements, and a 6' (1829 mm) cord with plug attached.